

APPLICATION

Model FD/FDD-AOW "Out of Wall" or "Out of Floor" Dynamic Fire Dampers are designed to be installed with the Frame and blades up to 6" (152) out of the wall or floor and is supplied with a factory insulated sleeve. The FD/FDD-AOW can be mounted with angle one side wall or top side of the floor. The FD/FDD-AOW is great for when retrofitting and the damper can not be installed with the blades within the wall/floor. Also used with louvers or grilles that the depth of the louver will not allow the damper to be within the plane of the wall. FD/FDD-AOW curtain fire damper are 1 $\frac{1}{2}$ hour UL classified. Fire dampers are used for the protection of openings in walls, partitions, or masonry floors with fire resistance ratings of less than 3 hours for 1 $\frac{1}{2}$ hour protective rating.

Standard Construction

Frame: Roll-formed galvanized steel in gauges required by UL listing R-25410.

Blades: Roll-formed galvanized steel in gauges required by UL listing R-25410.

Closure Springs: 301 stainless steel When Required

Fuse Link: 165° F (74°C) is standard. 212° F (100°C) available option.

Sleeve: Galvanized steel wrapped in thermal blanket

SIZE

FDD-AOW

Minimum: 6" (152) wide x 6" (152) high

Maximum:

Single Section Vertical

Vertical - 36" (914) wide x 36" (914) high.

Horizontal - 24" (610) wide x 24" (610) high.

Multiple Sections Assembly

Vertical - 42" (1067) wide x 36" (914) high.

Horizontal - 36" (914) wide x 36" (914) high.

FDD-AOW

Minimum: 6" (152) wide x 6" (152) high

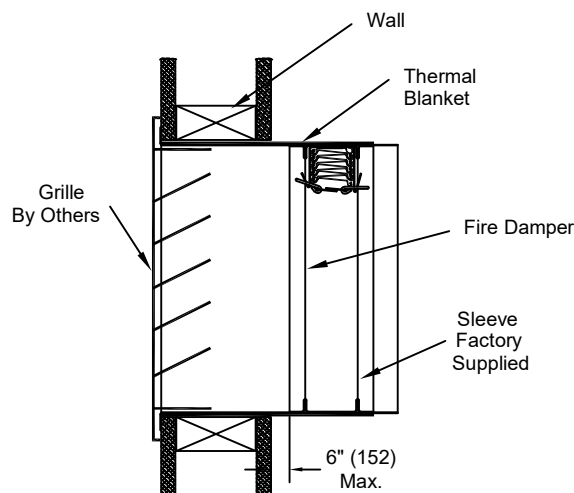
Maximum:

Single Section - Vertical or Horizontal

42" (1067) wide x 48" (1219) high.

OPTIONS

Sleeves - of various lengths and gauges



Ratings - EMME R25410

UL 555 Fire Resistance Rating

Fire Rating: 1 $\frac{1}{2}$ Hour (Less than 3 hours wall rating)
 3 Hour (3 hours and More rating)

National Fire Protection Association

NFPA Standards 80, 90A, 92A, 101 and 5000

ICC International Building Codes

CSFM California State Fire Marshal

Listing 3225-1722:0100

Canada ULC-S112 Fire Damper

Notes:

1. Refer to the installation instructions for additional details.
2. Damper are furnished approx. $\frac{1}{4}$ " (6) undersized, unless otherwise noted.
3. Dimensions shown in parentheses () indicate millimeters.



3005 South Hickory Street
 Chattanooga, Tennessee 37407
 Tel: (423) 689-7715
www.unitedenertech.com

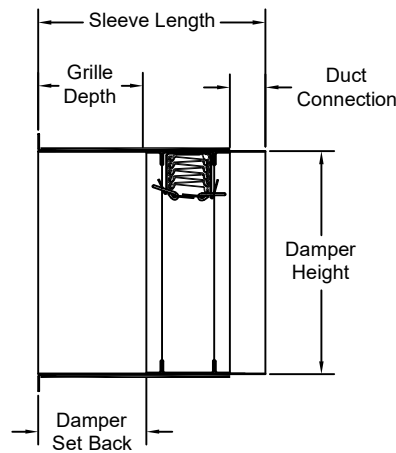
FD/FDD-AOW Curtain Fire Dampers for Out of Wall/Floor Installation

DRAWN BY:	DATE:	REV. DATE:	REV. NO.	DWG. NO.
KSM	March, 2025			PD-019

FD/FDD-OW For Grille Mounting Detail and Orientation

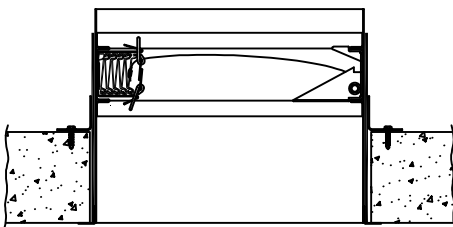
FD/FDD-AOW Sleeve Length/Grille Depth/Set Back			
Grille Depth	Min. Sleeve Length with Duct Connection	Damper Set Back	Min. Sleeve Length w/o Duct Connection
1 1/4" (32)	6 1/2" (165)	1 3/8" (32)	5" (127)
2 7/8" (73)	8" (203)	2 3/4" (70)	6 1/2" (165)
3 1/8" (79)	10" (254)	4 3/4" (121)	8 1/2" (241)
5 1/8" (129)	12" (305)*	6 1/4" (159)	10 1/2" (267)
6 1/8" (156)	14" (305)	8 1/4" (159)	12 1/2" (318)

* Note: 12" (305) long sleeve with 6" (152) Grille Depth is the standard.

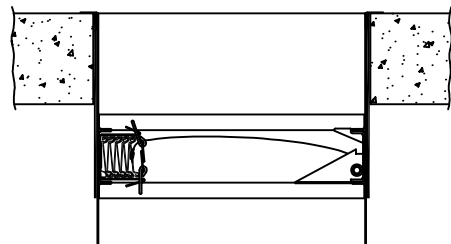


Vertical Installation (VM)

FD/FDD-OW Horizontal Orientation



**Horizontal Installation
Above Floor (AF)**



**Horizontal Installation
Below Floor (BF)**