

## APPLICATION

Model FD-SALB is a integral sleeve 1 ½ or 3 hour UL classified static (fans off) curtain style fire damper for use in HVAC systems that turn off during a fire. Fire dampers are used for the protection of openings in walls, partitions, or masonry floors with fire resistance ratings of less than 3 hours for 1 ½ hour protective rating and 3 hour or more for 3 hour protective rating. The FD-SALB can be installed vertically in walls or horizontally in masonry floors and is rated for airflow in either direction.

## Standard Construction

**Frame:** 12" (305) Long Roll-formed galvanized steel in gauges required by UL listing R-25410.

**Blades:** Roll-formed galvanized steel in gauges required by UL listing R-25410.

**Closure Springs:** 301 stainless steel

**Fuse Link:** 165° F (74°C) is standard. 212° F (100°C) available option.

## SIZE

**Minimum:** 4" (102) wide x 4" (102) high

**Maximum:**

### Single Section 1 ½ Hour.

Vertical - 48" (1219) wide x 48" (1219) high.

Horizontal - 40" (1016) wide x 40" (1016) high

### Multi-Section 1 ½ Hour

Vertical - 54" (1372) wide x 48" (1219) high

Horizontal - 54" (1372) wide x 40" (1016) high

### Single Section 3 Hour

Vertical or Horizontal - 40" (1016) wide x 40" (1016) high.

### Multi-Section 3 Hour

Vertical or Horizontal - 54" (1372) wide x 40" (1016) high

## OPTIONS

**Sleeves** - See FD-ALB for multiple sleeve options

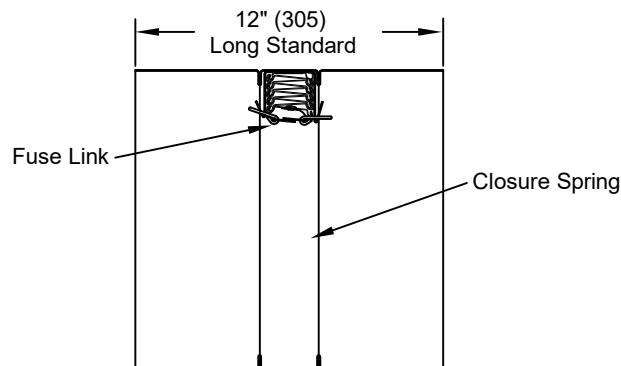
**One Side Mounting Angles** - 1 ½ Hour Standard

**Two Sides Mounting Angles** - Option 1 ½ Hour and 3 Hour Standard

**Ratings - EMME R25410**

**UL 555 Fire Resistance Rating**

**Fire Rating:** 1 ½ Hour (Less than 3 hours wall rating)  
 3 Hour (3 hours and More rating)



**National Fire Protection Association**

NFPA Standards 80, 90A, 92A, 101 and 5000

**ICC International Building Codes**

**CSFM California State Fire Marshal**

Listing 3225-1722:0100

**Canada ULC-S112 Fire Damper**

## Notes:

1. Refer to the installation instructions for additional details.
2. Damper are furnished approx. ¼" (6) undersized, unless otherwise noted.
3. Dimensions shown in parentheses ( ) indicate millimeters.



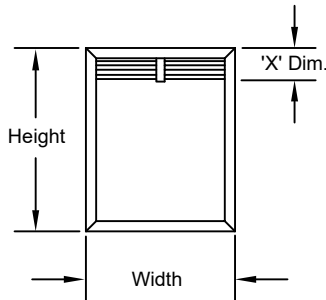
3005 South Hickory Street  
 Chattanooga, Tennessee 37407  
 Tel: (423) 689-7715  
[www.unitedenertech.com](http://www.unitedenertech.com)

## FD-SALB Static Fire Damper with Integral Sleeve

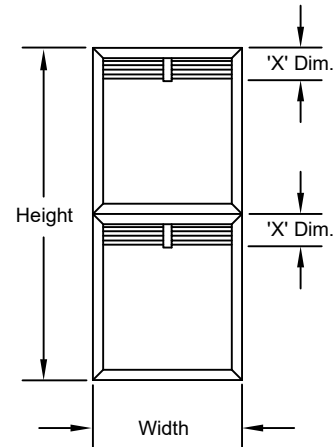
|                  |                      |            |          |                           |
|------------------|----------------------|------------|----------|---------------------------|
| DRAWN BY:<br>KSM | DATE:<br>March, 2025 | REV. DATE: | REV. NO. | DWG. NO.<br><b>PD-011</b> |
|------------------|----------------------|------------|----------|---------------------------|

## Vertical Mount

| Single Section Vertical Blade Stack Height |              |
|--|--------------|
| Damper Height                              | 'X' Dim.     |
| 4" (102) Thru 10" (254)                    | 1 1/2" (38)  |
| 11" (279) Thru 16" (406)                   | 2" (51)      |
| 17" (432) Thru 21" (533)                   | 2 1/2" (64)  |
| 22" (559) Thru 26" (660)                   | 3" (64)      |
| 27" (686) Thru 32" (812)                   | 3 1/2" (89)  |
| 33" (838) Thru 39" (991)                   | 4" (102)     |
| 40" (1016) Thru 44" (1118)                 | 4 1/2" (114) |
| 45" (1143) Thru 48" (1219)                 | 5" (127)     |

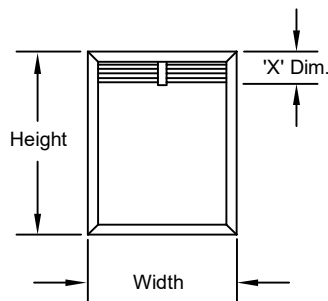


| Two Section Height Vertical Blade Stack Height |          |
|--|----------|
| Damper Height                                  | 'X' Dim. |
| 49" (1245) Thru 54" (1372)                     | 3" (64)  |

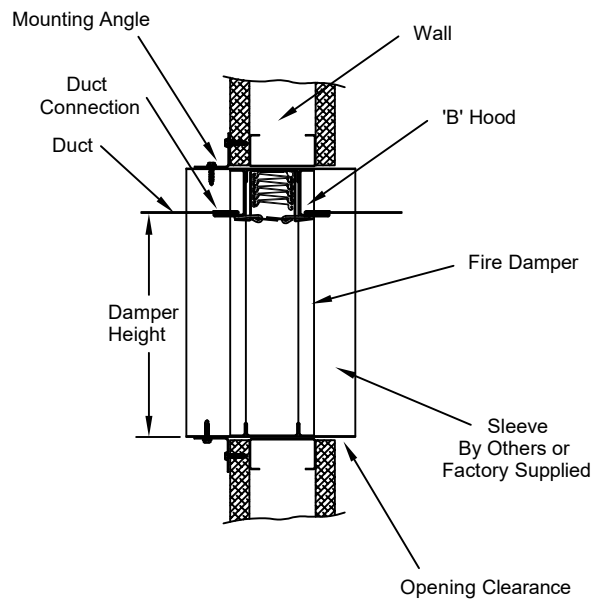


## Horizontal Mount

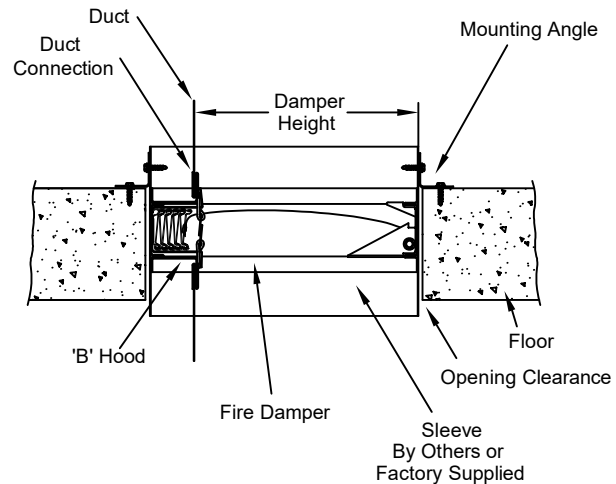
| Single Section Horizontal Blade Stack Height |              |
|--|--------------|
| Damper Height                                | 'X' Dim.     |
| 4" (102) Thru 10" (254)                      | 1 1/2" (38)  |
| 11" (279) Thru 16" (406)                     | 2" (51)      |
| 17" (432) Thru 21" (533)                     | 2 1/2" (64)  |
| 22" (559) Thru 26" (660)                     | 3" (64)      |
| 27" (686) Thru 32" (812)                     | 3 1/2" (89)  |
| 33" (838) Thru 39" (991)                     | 4" (102)     |
| 40" (1016) Thru 44" (1118)                   | 4 1/2" (114) |
| 45" (1143) Thru 48" (1220)                   | 5" (127)     |



## Typical Fire Damper Installation



**Vertical Mount**



**Horizontal Mount**

See UL Listed Installation instructions for complete installation details

### SUGGESTED SPECIFICATION

Furnish and install at locations shown on the plans, or as described in schedules for curtain type fire dampers suitable for vertical wall or horizontal masonry floor or ceiling. Static fire dampers tested, constructed and labeled in accordance with the latest edition of UL Standard 555. Dampers shall have a fire rating of 1 1/2 hours or 3 hours and shall meet the requirements of the latest edition of NFPA90A.

Damper frame and blades shall be galvanized steel in gauges required by UL listing R-25410 installed in a factory mounted sleeve and shipped loose mounting angle. Damper blades shall be steel interlock to provide fire shield in gauges required by UL listing R-25410. Horizontal Mount units closure spring dampers shall be of 301 stainless steel and shall be constant force type.

Each static fire damper shall include a steel sleeve and mounting angles furnished by the damper manufacturer to ensure appropriate installation. Submittal information shall include the manufacturer's UL installation instructions. The dampers shall be installed in accordance with the manufacturer's UL installation instructions. Static fire dampers shall be in all respects equivalent to United Enertech FD-B.

Each damper shall include a 165°F (74°C), or 212°F (100°C) fusible link and shall be labeled for use in static systems.

Static fire dampers shall be United Enertech model FD-B.

(Consult United Enertech for detailed CSI MasterFormat Specifications).



3005 South Hickory Street  
Chattanooga, Tennessee 37407  
www.unitedenertech.com